

# RENTA 4 - NEXUS I EUR

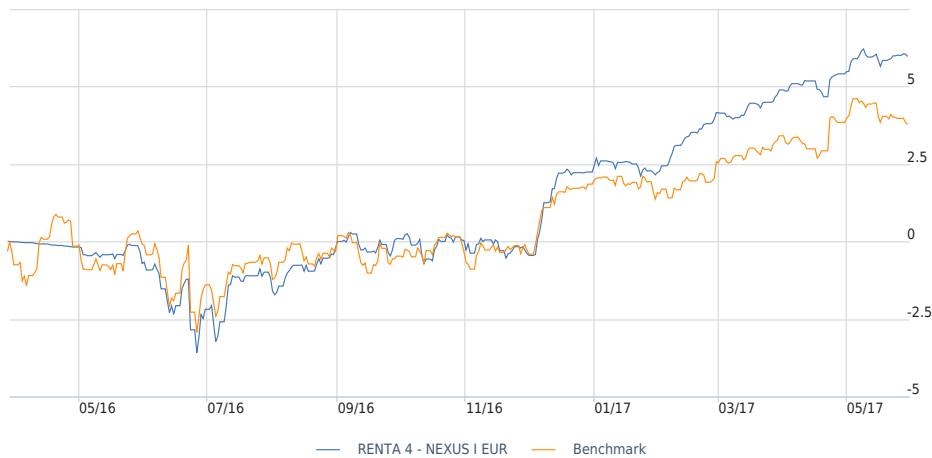
MAY 2017

ESMA RISK LEVEL: 1 2 3 4 5 6 7

## Investment Policy

The fund will mainly invest in the two following asset classes: equities and equity related securities; and debt securities of any type (government and corporate) including money market instruments. The choice of investments will neither be limited by geographical area (including emerging markets), economic sector, credit ratings, nor in terms of currencies in which investments will be denominated. However, depending on financial market conditions, a particular focus can be placed in a single country (or some countries) and/or in a single currency and/or in a single economic sector and/or in only one of the two above mentioned asset classes. On an ancillary basis, Nexus may invest in any other type of eligible assets. However, Nexus may invest up to 10% of its net assets in other undertakings for collective investment. With regard to exposure to fixed income assets, there is no predetermined objective or maximum limits in terms of issue/issuer rating Nexus may use derivatives traded or not on regulated derivative markets for both to optimise portfolio management and to protect its value against adverse movements on the financial markets.

## Since inception



## Fund details

<b>Category</b>	Mixto Flexible
<b>Benchmark</b>	EONIA (75%), EUROSTOXX 50 (25%)
<b>Inception Date</b>	2016-03-29
<b>ISIN</b>	LU1352125550
<b>Investment Manager</b>	Renta 4 Luxembourg
<b>Custodian</b>	Pictet & Cie (Europe) S.A.
<b>Auditor</b>	KPMG Luxembourg
<b>Minimum Initial amount</b>	EUR 150.000
<b>Currency</b>	EUR
<b>Liquidity</b>	Daily

## AUM

<b>NAV</b>	105.97 €
<b>Total Assets under management</b>	14,005,530 €

## Fees

<b>Management fees</b>	0,75%
<b>Performance fee</b>	10%
<b>Custodian/ Depository fees</b>	0,05%
<b>Subscription fee</b>	No commission
<b>Redemption fee</b>	No commission

## Historical performance / returns

	Jan	Feb	Mar	Apr	May	Jun	Jul	Aug	Sep	Oct	Nov	Dec	Year
Fund			-0.01%	-0.17%	-0.16%	-2.16%	1.54%	0.58%	0.51%	-0.05%	-0.32%	2.53%	<b>2016 2.24%</b>
Benchmark			-0.00%	0.17%	0.27%	-1.67%	1.04%	0.25%	-0.20%	0.42%	-0.05%	1.96%	<b>2.18%</b>
Fund	-0.09%	1.76%	0.90%	0.50%	0.53%								<b>2017 3.65%</b>
Benchmark	-0.48%	0.66%	1.35%	0.42%	-0.06%								<b>1.90%</b>

## Fund Manager Comment

From January to May Renta 4 - Nexus I EUR has performed +3,65% and +0,53% in May.

The net equity exposure has been maintained in levels between 12%-15% in May and we hope to maintain it less than 20% of the portfolio.

We have bought Smurfit Kappa and Shire (pharma) and we have increased our position in Indra. While we have sold Ferrovial, Essilor, Astrazeneca, Amadeus and Deutsche Telekom in this month.

## Returns / performance

	Fund	Benchmark	Dif.
2017	3.65%	1.90%	1.75%
3 months	1.76%	1.08%	0.68%
6 months	6.38%	4.07%	2.31%
1 year	6.33%	3.66%	2.67%

## Statistics

	Fund
<b>RATIOS</b>	
Volatility <sup>1</sup>	3.97%
Sharpe Ratio <sup>1</sup>	1.60
Downside Risk <sup>1</sup>	3.43%
<b>SINCE 2016-03-29</b>	
Best month	2.53%
Worst month	-2.16%
Positive months %	53.3%
Negative months %	46.7%

<sup>1</sup> STATISTICS: 1 AÑO



Miguel Jimenez - Fund Manager

Degree in business administration by university Autonoma of Madrid (UAM) and Master in Financial Markets by ICADE.

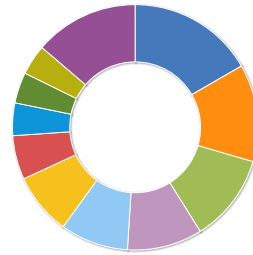
+352 20 800 119 01  
info@renta4.lu

## Biggest position

4.5% SUB. REPSOL INTL FI.15/75 SR S	4.03%	1.55 % ACCIONA FINANCIACION 17/19 S	3.57%
4.50 % DUFYR FINANCE 14/22 SR	2.97%	RENTA 4 MONETARIO FI EUR	2.93%
RENTA 4 FIJA CORTO PLAZO FI EUR	2.88%	C.PAP. THYSSENKRUPP 280817	2.85%
C.PAP. ACS ACTIV.CON.SER. 311017	2.85%	C.PAP. ACCIONA FIN. FILIALES 120118	2.84%
DIA	2.70%	4.50 % SUB LANXESS 16/76 S	2.33%

## Sector allocation

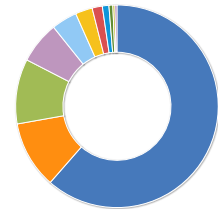
○



HOLDING & FINANCIAL TRUST	11.90%
BUILDING MATERIALS & BUILDING INDUSTRY	9.17%
MINING, COAL & STEEL INDUSTRY	8.27%
BANK & OTHER CREDIT INSTITUTIONS	7.06%
MISCELLANEOUS SERVICES	6.41%
UCITS	5.80%
RETAIL TRADE & DEPARTEMENT STORES	4.13%
INTERNET, SOFTWARE & IT SERVICES	3.06%
BIOTECHNOLOGY	2.90%
TELECOMMUNICATION	2.86%
OTHERS	9.80%

## Geographical allocation

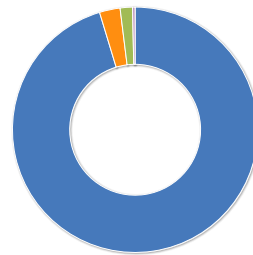
○



SPAIN	43.85%
NETHERLANDS	7.68%
GERMANY	7.40%
LUXEMBOURG	4.77%
FRANCE	2.92%
U.S.A.	1.94%
JERSEY	1.16%
IRELAND	0.74%
UNITED KINGDOM	0.44%
SWITZERLAND	0.24%
OTHERS	0.22%

## Currency allocations

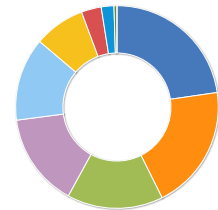
○



EUR	68.02%
USD	1.94%
GBP	1.16%
CHF	0.24%

## Assets allocations

○



BONDS	16.20%
ZERO COUPON BONDS	14.23%
FLOATING RATE NOTES	10.93%
BEARER SHARES	10.67%
OBL FIXES VERS FLOTTANTES	9.47%
OPC - STANDARD FUNDS	5.80%
OBL CONVERTIBLES	2.27%
OBL OBV INDEX ON RATING	1.45%
REITS	0.32%
ATTRIBUTION RIGHTS	0.01%

The information contained in this presentation is provided for information purposes only and should in no event be construed as a solicitation or offer, as advice or as a recommendation to buy, sell or engage in any transaction whatsoever. The information and data contained in this document have been obtained from sources believed to be reliable, but they are not guaranteed. All expressions of opinion are subject to change without notice and are not intended to be a guarantee of future events. Neither accuracy nor completeness is warranted and any liability, including incidental or consequential damages, arising from errors or omissions in this document are expressly disclaimed. It is the responsibility of any person to comply with the laws of the country in which he is resident and/or using the service and that person will bear any direct or indirect consequences resulting from non-compliance with these legal and regulatory requirements. Subscriptions in the Company's Shares are only valid if they are made in accordance with the provisions of the Prospectus and the key investor information document(s) accompanied by the most recent annual report available and, in addition, by the most recent half-year report if this was published after the most recent annual report. No one may make use of information other than that appearing in the Prospectus or the key investor information document and in the documents mentioned therein as being available for consultation by the public. Investors should choose the Sub-Fund that best suits their specific risk and return expectations as well as their diversification needs and are encouraged to seek independent advice in that regard. Past performance is not a guide to future performance.